

Component/CGA to WXGA Converter

Operation Manual



The CM-397 converts CGA (RGB) or Component (YCbCr) format to 3 PC modes of VGA/XGA and WXGA. It enables you to connect your RGB or YCbCr signal source such as game boards to a PC display.

Features:

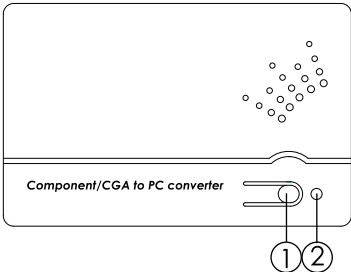
- Accepts RGB or YCbCr format and converts to PC format.
- Scales CGA/Component YCbCr 480i/576i up to VGA/XGA/WXGA PC resolution.
- 50/60Hz frame rate conversion ensures glitch-free display.
- The input of RGB is auto detected and can be RGBHV, RGB H+V or RGsB (sync. on G)
- Play video games on your PC monitors.
- Automatic 3:2/2:2 film mode detection.
- High-resolution output picture.
- Plug & play- No driver software required, easy to install.
- Palm size.

This package includes:

1. CM-397 unit
2. DC adaptor
3. User manual
4. D-Sub 15pin to 3RCA Component Cable

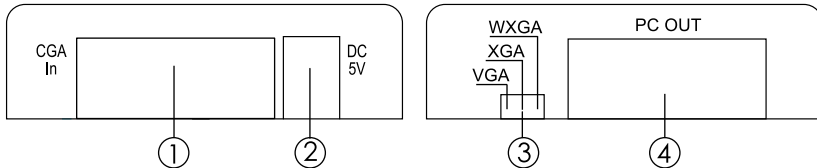
Operation Controls and Functions:

Top Panel



- 1. Color Space indicator button:** Input format selection switch toggles between RGB and YCbCr input source.
- 2. LED Indicator :** LED indicator shows which input signal is selected. Green light illuminates when you have selected a YCbCr input signal, whilst red light means you have selected an RGB input signal.

Front and Rear Panel



1. CGA (RGB) or Component YCbCr format input.
2. DC power supply input.
3. PC output switch: Output resolution selection: VGA 640x480, XGA 1024x768 and WXGA 1366x768, all at 60Hz vertical rate.
4. VGA output:HD-15 Female connector.

Specifications:

- **Input connector:** D-Sub 15 female x 1

- **Input signal:**

RGB 0.7 Vp-p 75 ohm /Hsync/V sync 2 Vp-p 75 ohm

YCbCr Y 1 Vp-p 75 ohm/CbCr 0.7Vp-p 75 ohm

- **Input timings:**

CGA: Hf=15KHz, Vf=60Hz/Non-interlace

480i : Hf=15KHz, Vf=60Hz/Interlace

576i : Hf= 15KHz, Vf=50Hz/Interlance

- **Input format selection:** Press the input select switch on the top cover to select between RGB and YCbCr input format.

- **Output timings:**

VGA: 640 x 480 @ 60Hz

XGA: 1024x 768@60Hz

WXGA: 1366x 768@60Hz

- **Power Supply:** DC 5V 1A, center positive

- **Dimensions:** 113(W) x 64(D) x 26(H)mm

- **Weight:** 100gs

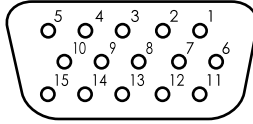
Connection and Installation:



D-Sub 15 female Pin Configuration

INPUT CONNECTOR:

- Input pin1: R/Cr
- pin2: G/Y
- pin3: B/Cb
- pin4: NC
- pin5: ground
- pin6: ground
- pin7: ground
- pin8: ground
- pin9: NC
- pin10: ground
- pin11: NC
- pin12: NC
- pin13: Hsync/Hsync+Vsync
- pin14: Vsync
- pin15: NC



OUTPUT CONNECTOR:

- Output pin1: R
- pin2: G
- pin3: B
- pin4: NC
- pin5: ground
- pin6: ground
- pin7: ground
- pin8: ground
- pin9: NC
- pin10: ground
- pin11: NC
- pin12: NC
- pin13: Hsync
- pin14: Vsync
- pin15: NC

